

TKG-104-TOUCH-IP68-VESA-GREY

INDUPROOF
Advanced



TKG-104-TOUCH-IP68-VESA-BLACK

INDUPROOF
Advanced



PRODUCT FEATURES

- Integrated touchpad
- VESA-M5-boreholes (distance 75 x 75 mm)
- IP68 sealing, can be submerged into liquids
- Special coating for excellent mechanical and chemical resistance
- Can be cleaned and disinfected thoroughly
- Robust, durable silicone material

SPECIFICATION

Number of keys:	104
Housing type:	desktop housing
Material keypad / bottom:	silicone / plastic
Colour:	grey, black
Keyswitch technology:	carbon contacts
Operating force:	1.5 N (numpad 1.1 N)
Switch travel:	1.4 mm
Switching cycles:	2 mill. (per key)
Protection level:	IP68
Interface:	USB
USB compatibility:	USB V1.1/2.0 compliance
Operating temperature:	0 °C to +60 °C
Storage temperature:	-20 °C to +70 °C
Dimensions:	340 x 165 x 16.3 mm
Weight:	735 g
Certification:	CE, RoHS, REACH, EMC, FCC
Warranty:	4 years on the electrical function

TOUCHPAD SPECIFICATION

Operating principle:	capacitive
Resolution:	1400 dpi
Dimensions:	65 x 49 mm
USB compatibility:	compliant with USB 2.0

VESA INSERT NUTS SPECIFICATION

Thread:	M5
Material:	1.5 mm steel
Recommended screw tightening torque:	3.60 Nm
Resistance to distortion:	8.47 Nm
Axial force:	3110 N



Cat.No.	Product description	Colour	Layout
KG17201	TKG-104-TOUCH-IP68-VESA-GREY-USB-DE	Grey	German
KG17202	TKG-104-TOUCH-IP68-VESA-GREY-USB-US	Grey	US
KG18216	TKG-104-TOUCH-IP68-VESA-BLACK-USB-DE	Black	German
KG19221	TKG-104-TOUCH-IP68-VESA-BLACK-USB-US	Black	US

Other language versions/interfaces/configurations available on request.

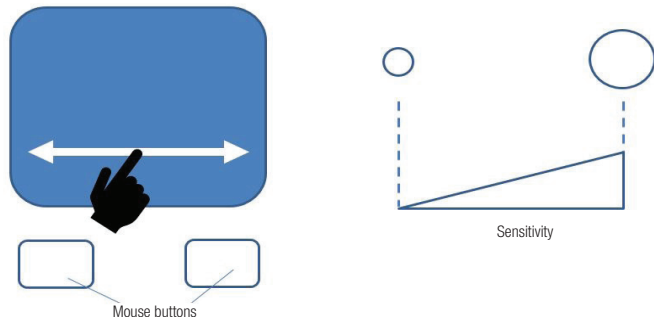
Subject to modifications and errors

Additional functions of the touch pad

Your device has a new touch pad and it provides the following additional functions:

1. You can adjust the sensitivity level
2. You can reproduce the mouse buttons
3. You can reproduce the scroll wheel
4. You can reproduce holding down the left mouse button and moving it [tap and hold]

1. Adjusting the sensitivity level



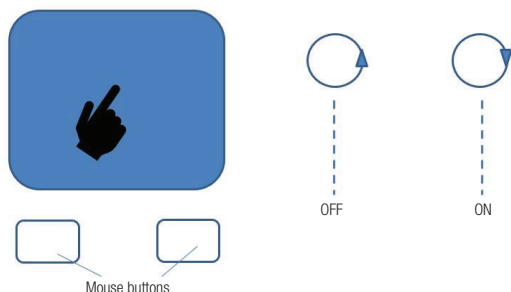
You can adjust the sensitivity level of the touch pad.

When delivered, the sensitivity is set at the lowest level.

You can adjust the sensitivity of the touch pad as follows:

- Press and hold both mouse buttons for approx. 5 sec. → the cursor starts to rotate.
- You can adjust the sensitivity level by moving your fingers across the touch pad horizontally; the level is indicated by the rotation circle of the cursor:
 - Small circle - lower sensitivity
 - Large circle - higher sensitivity
- The cursor stops rotating 5 seconds after you release the mouse buttons and the touch pad is then ready for use.

2. Activating the reproduction of mouse button functions



The touch pad can detect a left mouse click or a right mouse click.

- Left mouse click: a short tap on the touch pad with one finger
- Right mouse click: a short tap on the touch pad with two fingers



This function – reproducing the mouse buttons – is active when the unit is delivered and you can turn it on or off as follows:

- Press and hold both mouse buttons for approx. 5 sec. → the cursor starts to rotate
- You can switch on or off the reproduction of mouse button functions by briefly tapping the touch pad and this is indicated by the direction of the cursor rotation:
 - Rotation clockwise – reproducing the mouse button ON
 - Rotation counterclockwise – reproducing the mouse button OFF
- The cursor stops rotating 5 seconds after you release the mouse buttons; the touch pad is then ready to use.

Additional functions

3. Scroll wheel	Stroke the touch pad with two fingers in a vertical direction
4. Hold down the left mouse button and move [tap and hold]	Tap the touch pad and keep your finger on the touch pad for a short time

TECHNICAL DRAWING (in mm)



Subject to modifications and errors

GETT Gerätetechnik GmbH

Mittlerer Ring 1 | 08233 Treuen | Germany
Tel: +49 37468 660-0
Fax: +49 37468 660-66
E-Mail: info@gett.de
Internet: www.gett.de

Gett North America LLC

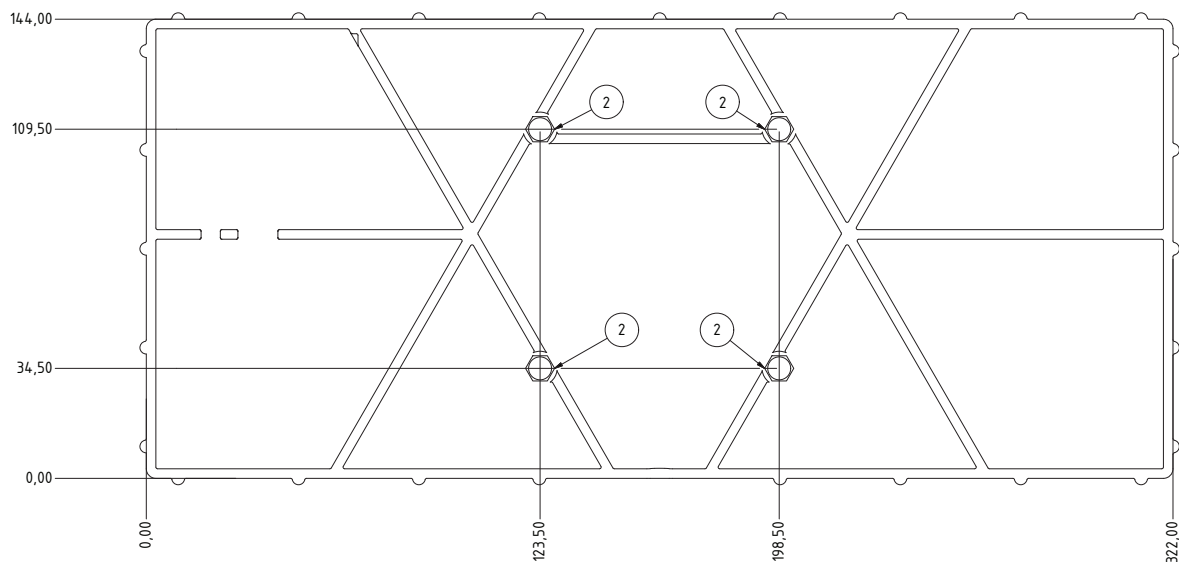
E-Mail: info@gett-na.com
Internet: www.gett-na.com

Gett Asia Ltd.

E-Mail: info@gett-asia.com
Internet: www.gett-asia.com

gett-group.com
washable-keyboards.com


TECHNICAL DRAWING (in mm)



BAUTEILLISTE			
OBJEKT	ANZAHL	BAUTEILNUMMER	BESCHREIBUNG
2	4	BS0-M5-6	

SPECIFICATION

- Rear side integrated VESA screwing holes (distance 75 x 75 mm) can be opened neatly and burr-free by using a 5.2 mm drill; Plastic shavings can be removed with tweezers.
- The key lock allows for a cleaning even while the system is running (push the button 3 sec.)



Subject to modifications and errors